

# NTC CHIP THERMISTOR

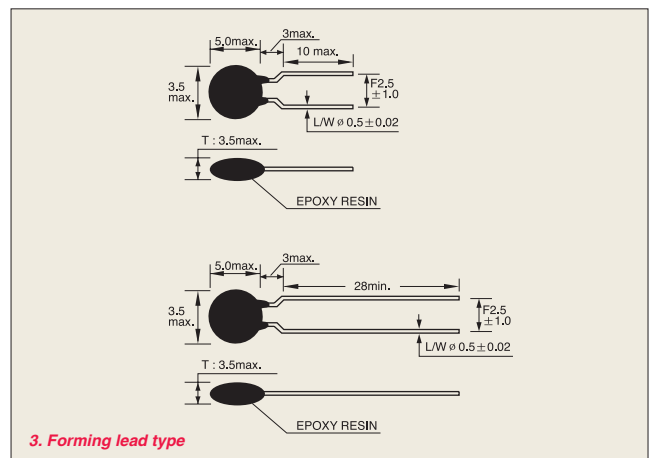
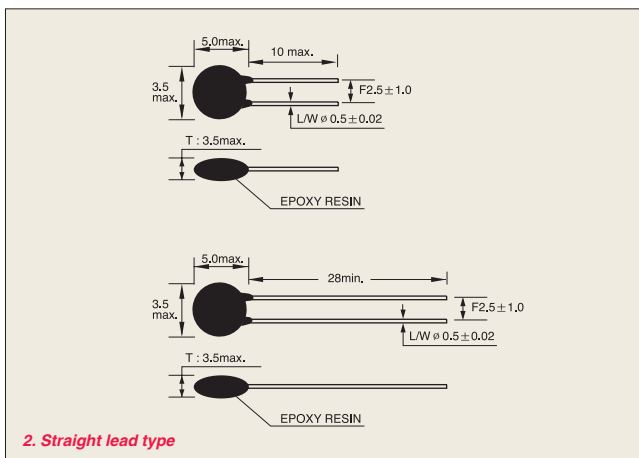
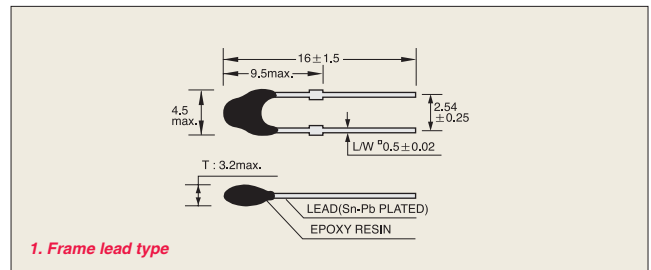


Chip thermistor is a high-precision thermal sensing device featuring an extremely small B-value tolerance and resistance. When used as a temperature gauge, thermistor requires no adjustment between the control circuit and the sensor. This insures a temperature precision  $\pm 0.3^{\circ}\text{C}$ . Temperature indicator and control instruments are now available for use with the thermistor.

## NTC - 103 F 343 F □

① ② ③ ④ ⑤ ⑥

- ① SYMBOL
- ② RESISTANCE AT 25 °C [202 : 2,000Ω(2kΩ),  
103 : 10,000Ω(10kΩ), 104 : 100,000Ω(100kΩ)]
- ③ RESISTANCE TOLERANCE  
(F:±1%, G:±2%, H:±3%, J:±5%, K:±10%)
- ④ B VALUE (25 °C / 85 °C)
- ⑤ B VALUE TOLERANCE (F:±1%, G:±2%, H:±3%)
- ⑥ TYPE (□ : Straight C : Frame)



## SPECIFICATION

PART No.	Resistance (25°C)*1	B Value (25°C/85°C)*2	Dissipation Constant	Thermal time Constant*3	Rated power at 25°C	Operating Temp. range
502F332F	5 kΩ ± 1%	3324 ± 1%	3.5 mW/°C	15 sec max.	45 mW	-50~120°C
502F347F	5 kΩ ± 1%	3470 ± 1% (25°C/50°C)				
502F397F	5 kΩ ± 1%	3970 ± 1%				
103F343F	10 kΩ ± 1%	3435 ± 1%				
103F345F	10 kΩ ± 1%	3450 ± 1% (25°C/50°C)				
103F397F	10 kΩ ± 1%	3970 ± 1%				
303F410F	30 kΩ ± 1%	4100 ± 1%				
403F400F	40 kΩ ± 1%	4000 ± 1%				
503F400F	50 kΩ ± 1%	4000 ± 1%				
503F408F	50 kΩ ± 1%	4080 ± 1%				
104F400F	100 kΩ ± 1%	4000 ± 1%				

\*1. R25 : Rated zero-power resistance value at 25 °C

\*2. B Value : determined by rated zero-power resistance at 25 °C and 85 °C

\*3. Time when thermistor temperature reaches 63.2% of the temperature difference. The value is measured in the air.

