



EN

EU-MWN-1 230  
USER MANUAL

TECH  
CONTROLLERS

Central headquarters:  
ul. Biała Droga 31, 34-122 Wieprz  
Service:  
ul. Skotnica 120, 32-652 Bulowice  
phone: +48 33 875 93 80  
e-mail: serwis@techsterowniki.pl

TECH  
CONTROLLERS

## WARRANTY CARD

TECH STEROWNIKI II Sp. z o.o. company ensures to the Buyer proper operation of the device for the period of 24 months from the date of sale. The Guarantor undertakes to repair the device free of charge if the defects occurred through the manufacturer's fault. The device should be delivered to its manufacturer. Principles of conduct in the case of a complaint are determined by the Act on specific terms and conditions of consumer sale and amendments of the Civil Code (Journal of Laws of 5 September 2002).

CAUTION! THE TEMPERATURE SENSOR CANNOT BE IMMERSSED IN ANY LIQUID (OIL ETC). THIS MAY RESULT IN DAMAGING THE CONTROLLER AND LOSS OF WARRANTY! THE ACCEPTABLE RELATIVE HUMIDITY OF THE CONTROLLER'S ENVIRONMENT IS 5÷85% REL.H. WITHOUT THE STEAM CONDENSATION EFFECT. THE DEVICE IS NOT INTENDED TO BE OPERATED BY CHILDREN.

The costs of unjustifi able service call to a defect will be borne exclusively by the buyer. The unjustifi able service call is defi ned as a call to remove damages not resulting from the Guarantor's fault as well as a call considered unjustifi able by the service after diagnosing the device (e.g. damage of the equipment through the fault of the client or not subject to Warranty), or if the device defect occurred for reasons lying beyond the device.

In order to execute the rights arising from this Warranty, the user is obliged, at his own cost and risk, deliver the device to the Guarantor along with a correctly fi lled-in warranty card (containing in particular the sale date, the seller's signature and a description of the defect) and sales proof (receipt, VAT invoice, etc.). The Warranty Card is the only basis for repair free of charge. The complaint repair time is 14 days.

When the Warranty Card is lost or damaged, the manufacturer does not issue a duplicate.

.....  
seller's stamp

.....  
date of sale

## SAFETY

Before using the device for the first time the user should read the following regulations carefully. Not obeying the rules included in this manual may lead to personal injuries or controller damage. The user's manual should be stored in a safe place for further reference. In order to avoid accidents and errors it should be ensured that every person using the device has familiarized themselves with the principle of operation as well as security functions of the controller. If the device is to be sold or put in a different place, make sure that the user's manual is there with the device so that any potential user has access to essential information about the device. The manufacturer does not accept responsibility for any injuries or damage resulting from negligence; therefore, users are obliged to take the necessary safety measures listed in this manual to protect their lives and property.



### WARNING

- The device should be installed by a qualified electrician.
- The regulator is not intended to be used by children.
- It is a live electrical device. Make sure the regulator is disconnected from the mains before performing any activities involving the power supply (plugging cables, installing the device etc.).
- Any use other than specified by the manufacturer is forbidden.

We are committed to protecting the environment. Manufacturing electronic devices imposes an obligation of providing for environmentally safe disposal of used electronic components and devices. Hence, we have been entered into a register kept by the Inspection For Environmental Protection. The crossed-out bin symbol on a product means that the product may not be disposed of to household waste containers. Recycling of wastes helps to protect the environment. The user is obliged to transfer their used equipment to a collection point where all electric and electronic components.



## EU DECLARATION OF CONFORMITY

Hereby, we declare under our sole responsibility that **EU-MWN-1 230** manufactured by TECH STEROWNIKI II Sp. z o.o., head-quartered in Wieprz Biała Droga 31, 34-122 Wieprz, is compliant with Directive 2014/53/EU of the European parliament and of the Council of 16 April 2014 on the harmonisation of the laws of the Member States relating to the making available on the market of radio equipment, Directive 2009/125/EC establishing a framework for the setting of ecodesign requirements for energy-related products as well as the regulation by the MINISTRY OF ENTREPRENEURSHIP AND TECHNOLOGY of 24 June 2019 amending the regulation concerning the essential requirements as regards the restriction of the use of certain hazardous substances in electrical and electronic equipment, implementing provisions of Directive (EU) 2017/2102 of the European Parliament and of the Council of 15 November 2017 amending Directive 2011/65/EU on the restriction of the use of certain hazardous substances in electrical and electronic equipment (OJ L 305, 21.11.2017, p. 8).

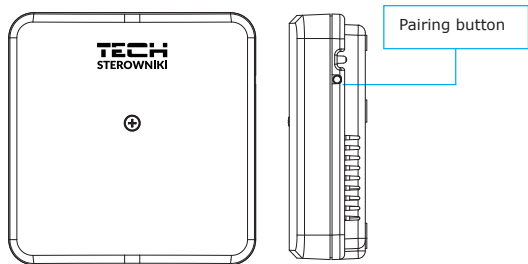
For compliance assessment, harmonized standards were used:  
PN-EN IEC 60730-2-9 :2019-06 art. 3.1a Safety of use  
PN-EN 62479:2011 art. 3.1 a Safety of use  
ETSI EN 301 489-1 V2.2.3 (2019-11) art.3.1b Electromagnetic compatibility  
ETSI EN 301 489-3 V2.1.1:2019-03 art.3.1 b Electromagnetic compatibility  
ETSI EN 300 220-2 V3.2.1 (2018-06) art.3.2 Effective and coherent use of radio spectrum  
ETSI EN 300 220-1 V3.1.1 (2017-02) art.3.2 Effective and coherent use of radio spectrum  
PN EN IEC 63000:2019-01 RoHS.

*Paweł Jura* *Janusz Master*  
Paweł Jura Janusz Master  
Prezesi firmy

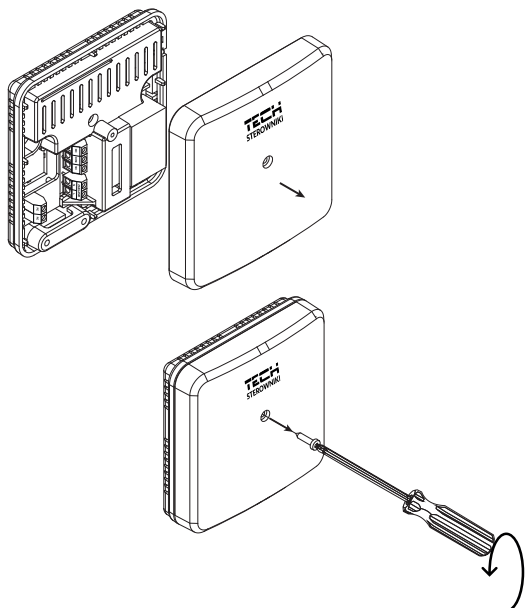
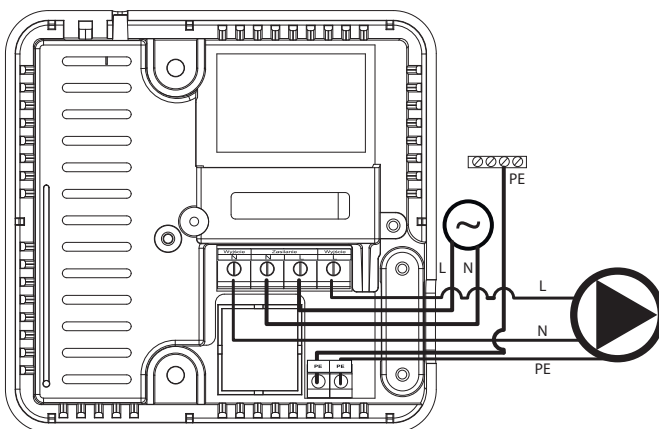
Wieprz, 06.05.2021

## DESCRIPTION

The EU-MWN-1 230 module is a wireless device which enables/disables the heating device after receiving a signal from the main controller.



The diagrams below illustrate how the device should be connected to the heating device and the external controller:



## ALARMS

In the EU-MWN-1 230 device interval communication takes place every 1 minute.

In case of no communication with the main controller (due to power outage or no range), the device disconnects the heating device automatically after 15 minutes.

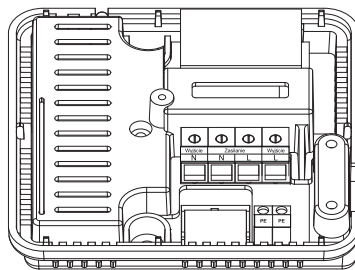
## HOW TO INSTALL

The device should be installed by a qualified person.



### WARNING

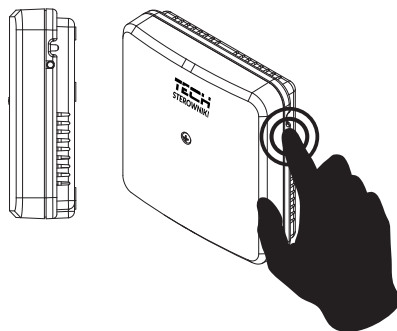
- Risk of fatal electric shock from touching live connections. Before working on the radio module switch off the power supply and prevent it from being accidentally switched on.
- Incorrect connection of wires may damage the device.



## HOW TO REGISTER THE MODULE

In order to register the device, follow these steps:

- Go to the main controller menu and activate Pairing (Registration).
- Press the pairing button on the EU-MWN-1 230 module.



## TECHNICAL DATA

Power supply	100-240V/50-60Hz
Maximum power consumption	< 1W
Operation temperature	5°C ÷ 50°C
Maximum contact load	< 10 A
Operation frequency	868MHz
Max. transmission power	25mW

*The pictures and diagrams are for illustration purposes only. The manufacturer reserves the right to introduce some changes.*